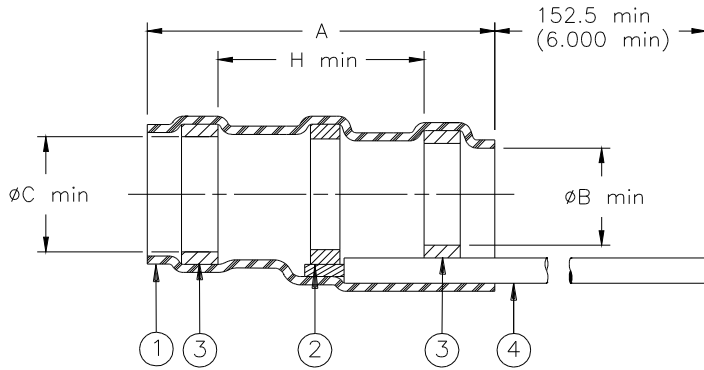


SPECIFICATION CONTROL DRAWING



Product Name						Product Dimensions				Cable Dimensions				
Product Rev.	Product Rev.	Product Rev.	Product Rev.	Product Rev.	Product Rev.	A±1.75 (A±0.07)	øB min	øC min	H min	øE max	øF min	øG min	øD max	J±0.5 (J±0.02)
20 AWG	22 AWG	24 AWG	26 AWG	26 AWG	26 AWG									
S02-01-R	D	S02-06-R	D	S02-11-R	D	16.5 (0.650)	1.90 (0.075)	2.65 (0.105)	8.25 (0.325)	2.65 (0.105)	0.90 (0.035)	0.50 (0.020)	1.90 (0.075)	7.5 (0.295)
S02-02-R	D	S02-07-R	D	S02-12-R	D	16.5 (0.650)	2.65 (0.105)	3.68 (0.145)	8.25 (0.325)	3.68 (0.145)	1.40 (0.055)	0.75 (0.030)	2.65 (0.105)	7.5 (0.295)
S02-03-R	D	S02-08-R	D	S02-13-R	D	16.5 (0.650)	4.30 (0.170)	5.08 (0.200)	8.25 (0.325)	5.08 (0.200)	2.15 (0.085)	1.25 (0.050)	4.30 (0.170)	7.5 (0.295)
S02-04-R	D	S02-09-R	D	S02-14-R	D	19.1 (0.750)	5.95 (0.235)	6.45 (0.255)	8.25 (0.325)	6.45 (0.255)	3.30 (0.130)	1.80 (0.070)	5.95 (0.235)	7.5 (0.295)
S02-05-R	D	S02-10-R	D	S02-15-R	D	19.1 (0.750)	7.00 (0.275)	7.60 (0.300)	8.25 (0.325)	7.60 (0.300)	4.30 (0.170)	2.50 (0.100)	7.00 (0.275)	7.5 (0.295)

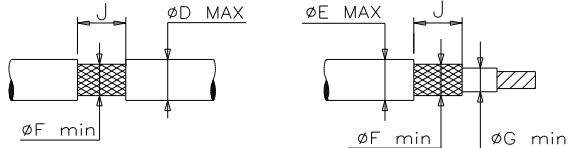
MATERIALS

- INSULATION SLEEVE: Heat-shrinkable, transparent blue, radiation cross-linked polyvinylidene fluoride.
- SOLDER PREFORM WITH FLUX AND THERMAL INDICATOR:
 SOLDER: TYPE Sn63 per ANSI-J-STD-006.
 FLUX: TYPE ROL1 per ANSI-J-STD-004.
 THERMAL INDICATOR: Color change: violet to colorless.
- MELTABLE RING: Environment resistant thermoplastic. Color:blue.
- GROUND LEAD: MIL-W-22759/32-AA-90 lead gauge per table.


APPLICATION

- These parts are designed to provide an environment resistant shield termination on cables meeting the following criteria:
 Dimensions: Per table. Jacket rating: 125°C.
 Shield plating: Tin or silver. Jacket material: See M83519/2 or consult Raychem.
- Parts are qualified to M83519/2.
- For assembly information, refer to Raychem document RCPS-100-70.

For best results, prepare the cable as shown:



* A trademark of TE Connectivity.

 TE Connectivity 300 Constitutional Drive Menlo Park, CA 94025 USA		RAYCHEM		TITLE: SOLDERSLEEVE* SHIELD TERMINATOR, IMMERSION RESISTANT, MIL-S-83519/2			
UNLESS OTHERWISE SPECIFIED DIMENSIONS ARE IN MILLIMETERS. INCHES DIMENSIONS ARE BETWEEN BRACKETS.				DOCUMENT NO: S02-XX-R			
TOLERANCES: 0.00 N/A 0.0 N/A 0 N/A	ANGLES: N/A ROUGHNESS IN MICRON	TE Connectivity reserves the right to amend this drawing at any time. Users should evaluate the suitability of the product for their application.		DATE: 16-Apr-11	DOC ISSUE: 4		
DRAWN BY: M. FORONDA	CAGE CODE: 06090	REPLACES: D970095	DCR NUMBER: D981342	PROD. REV.: SEE TABLE	SCALE: None	SIZE: A	SHEET: 1 of 1

Print Date: 9-May-11 If this document is printed it becomes uncontrolled. Check for the latest revision.